

THE  
CHILDREN'S  
HOUSE

OF




MONTESSORI  
INC.

1979


**AT-HOME WORKBOOK**

**FIRST YEAR STUDENTS**

**VOLUME 2 • SPRING 2020**




# LANGUAGE ARTS




Circle the bird with the **long** pants.




Circle the bird with the **long** legs.



Circle the dog with the **short** tail.







Circle the child with the **short** hair.




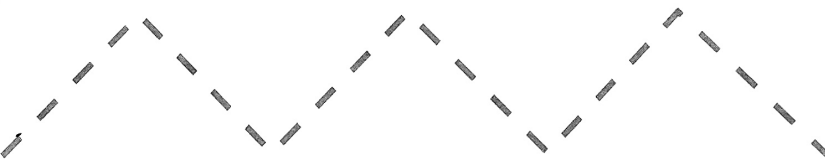







Help each animal find the right home.  
Trace the line.






Help each animal find the right home.  
Trace the line.



 Trace the letters and  color the pictures.

C C


c c



cake



cat




car


 Trace the letters and  color the pictures.

D D


d d



d og




d uck




d oll

 Trace the word and  color the pictures.


green green




turtle



tree



frog



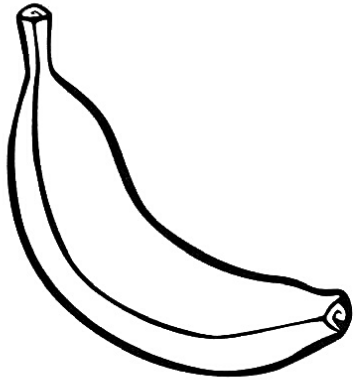
peas




leaf

 Trace the word and  color the pictures.


yellow yellow




banana




sun




chick



duckling



star



# MATHEMATICS


$$1 + 2 = 3$$

# Count the toys.

Circle the number that shows **how many**.



1      2      3



1      2      3




1      2      3




3      4      5

# Count the toys.

Circle the number that shows **how many**.




4      5      6



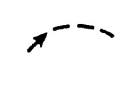
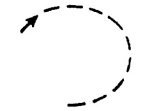
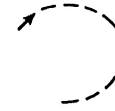
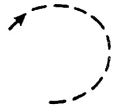
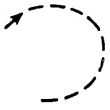
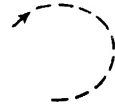
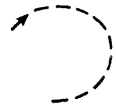
4      5      6





3      4      5




5      6      7





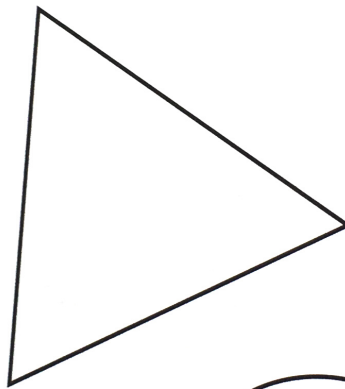






This is a circle. 




Color two circles **blue**.



This is a square.



Color two squares **red**.



**TRY IT!**


Play a rhyming game. Open a magazine or a book with pictures. Point to a picture and say its name. Then say as many rhyming words as you can, even if they are nonsense words. For example, if you see a tree, you could say **bee, key, and gee!**





# The Cow Barn


# 2 ..

two

Circle 2 s

Circle 2 s

Circle 2 s





# The Garden


# 3



three

Circle 3  s

Circle 3  s

Circle 3  s



 Write the numbers and  color the pictures.

