

THE  
CHILDREN'S  
HOUSE

OF




MONTESSORI  
INC.

1979


**AT-HOME WORKBOOK**

**THIRD YEAR STUDENTS**

**VOLUME 2 • SPRING 2020**




# LANGUAGE ARTS



Underline the rhyming words.

1. The pail fell in the well.



2. Look at my new book.



3. The boy had a new toy.



4. I like your new bike.



5. I was told you had a cold.



6. The pig wore a wig.



**Read the story below.**

Dogs do many funny things. For example, when they get wet, they like to wait until we are standing right beside them, and then they shake water all over us! Why do they do this? We really don't know. Some people say that dogs really do not like being wet, and this is their way of telling us. Another idea is that they are having so much fun, they want to share it with us!

---

**Answer the questions. Fill in the circle beside the correct answer, or write the answer on the lines provided.**

1. This story is about:
    - why dogs shake water on us
    - giving a dog a bath
    - why dogs are funny
  
  2. What might be one reason that dogs shake water on us?
    - They want to share the fun.
    - We are standing too close to them.
    - They don't have a towel.
  
  3. Why do you think that dogs shake water on us?
-

**Read the story below.**

Brandon had been fishing all morning. He had not caught any fish, and he was hungry. "I am going to get something to eat," he said. Brandon walked away. His little sister Michelle came over and picked up Brandon's fishing pole. Suddenly, it bent. A fish! Michelle pulled in a big fish. When Brandon came back, he was sorry he had left his pole.



---

**Answer the questions. Fill in the circle beside the correct answer.**

1. Why did Brandon leave his fishing pole?
  - He was sleepy.
  - He was hungry.
  - It was broken.
  
2. How long had Brandon been fishing?
  - all afternoon
  - all day
  - all morning
  
3. When Michelle picked up Brandon's fishing pole, it:
  - bent
  - fell in the water
  - broke

**Target words:** to, here

Directions: Say each word as you trace it. Then, write each word on the line.



Directions: Say each word as you write each sentence.

I like to play ball.

\_\_\_\_\_

-----

\_\_\_\_\_

Throw the ball here.



\_\_\_\_\_

-----



\_\_\_\_\_

**Target words:** to, here

Directions: Draw a railroad track to connect the words that rhyme.

to	cheer	
here	shoe	

Directions: Look for the words **to** and **here** in each track. Circle them each time you see them.



# Fill in the Blend

Beginning Sounds

Use a word from the box to complete each sentence.

broom  
princess

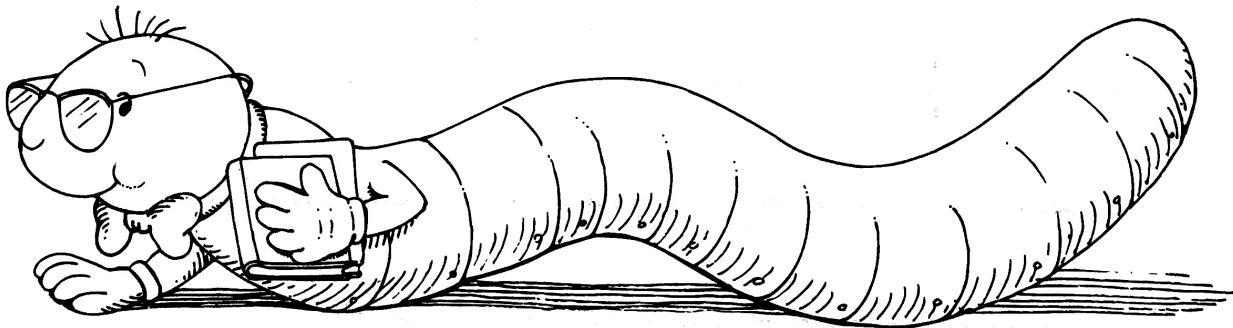
crib  
frost

dress  
drum

fruit  
blanket

crab  
bring

- 1 I will \_\_\_\_\_ you your breakfast.
- 2 Use the \_\_\_\_\_ to sweep the floor.
- 3 A baby sleeps in a \_\_\_\_\_.
- 4 The \_\_\_\_\_ married the prince.
- 5 A \_\_\_\_\_ will keep you warm.
- 6 Your \_\_\_\_\_ is very pretty.
- 7 Beat on the \_\_\_\_\_.
- 8 There is \_\_\_\_\_ on the window from the cold night.
- 9 A \_\_\_\_\_ walked out of the water.
- 10 An apple is a kind of \_\_\_\_\_.



# Find the Blend

Beginning Sounds

## Beginning Consonant Blends

tw

sk

st

sp

fr

gr

gl

wh

Read the rhymes. Underline all of the words that begin with a consonant blend. Write the words you underlined. If the word appears more than one time, only write it once.



### Twinkle, Twinkle Little Star

Twinkle, twinkle little star,  
How I wonder where you are.  
Up above the world so high  
like a diamond in the sky.  
Twinkle, twinkle little star,  
How I wonder where you are.

- 1 \_\_\_\_\_
- 2 \_\_\_\_\_
- 3 \_\_\_\_\_
- 4 \_\_\_\_\_



- 1 \_\_\_\_\_
- 2 \_\_\_\_\_
- 3 \_\_\_\_\_
- 4 \_\_\_\_\_
- 5 \_\_\_\_\_

### Five Little Speckled Frogs

Five little speckled frogs  
Sat on a speckled log  
Eating a most delicious bug.  
Yum! Yum!

One jumped into the pool  
Where it was nice and cool.  
Now there are four green speckled frogs  
Glub! Glub!





© 2009 Free Spirit Publishing




Handwriting practice lines consisting of four sets of three horizontal lines each. Each set includes a solid top line, a dashed middle line, and a solid bottom line.


## RHYMING WORD SEARCH

Look at the word box.  
Circle the words in the puzzle.

CAT HAT KING RING BOAT COAT DOG FROG

K	C	A	T	O	H	A	T	G
B	R	T	X	K	O	P	T	C
K	K	T	B	O	A	T	L	O
Q	I	N	P	U	V	K	P	A
Y	N	Z	A	S	J	S	T	T
O	G	T	R	I	N	G	Q	E
L	N	W	D	Z	O	I	E	D
R	T	F	R	O	G	K	J	O
C	Z	T	D	W	Y	S	M	G





# MATHEMATICS











$$1 + 2 = 3$$

# I SPY: BUGS




# I SPY: BUGS

Write down the number of each item that you found.

_____	Ant	
_____	Bee	
_____	Butterfly	
_____	Caterpillar	
_____	Dragonfly	
_____	Fly	
_____	Grasshopper	
_____	Ladybug	
_____	Spider	
_____	Worm	

Trace each shape.



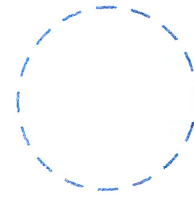
cube



cylinder



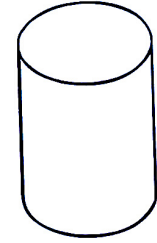
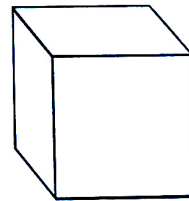

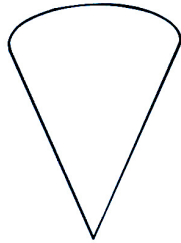
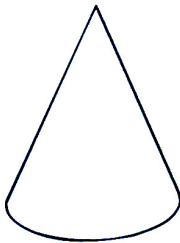
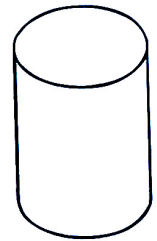
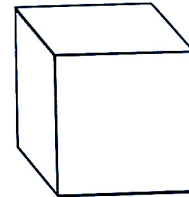
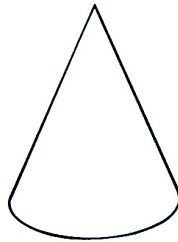

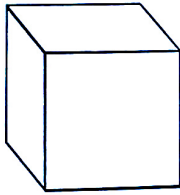
cone



sphere

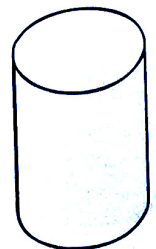

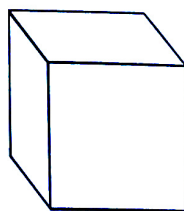

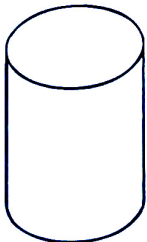

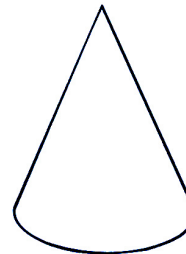
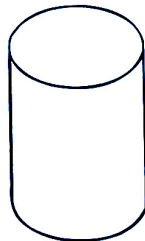
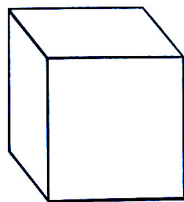

Color the **cubes** yellow.

Color the **cones** blue.

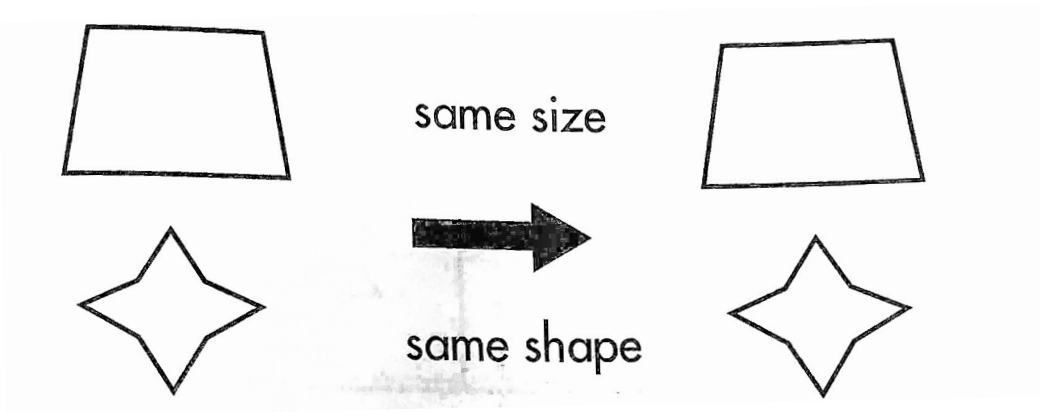


Color the **cylinders** green.


Color the **spheres** orange.




**Congruent** shapes are the same size and shape.



Color the shapes that are **congruent**.
























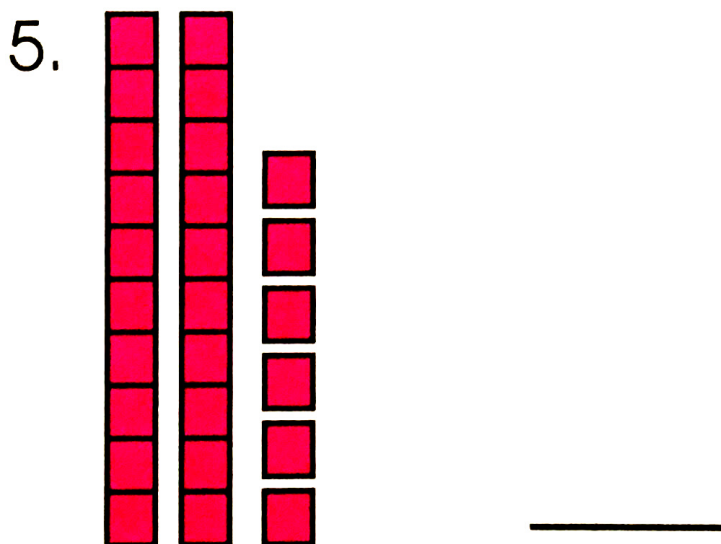
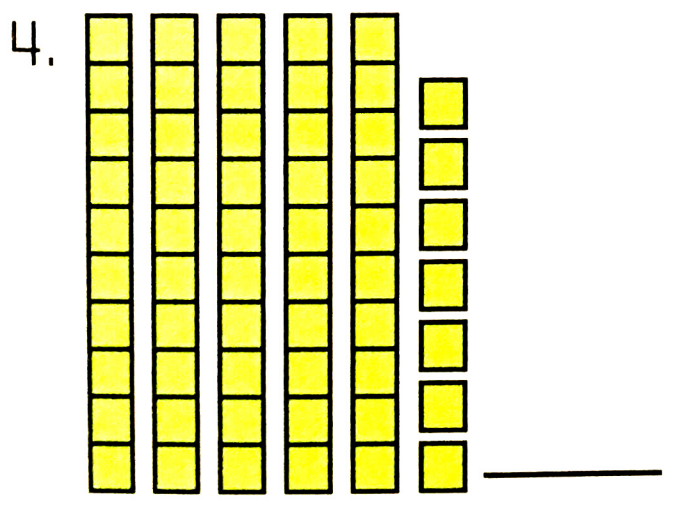
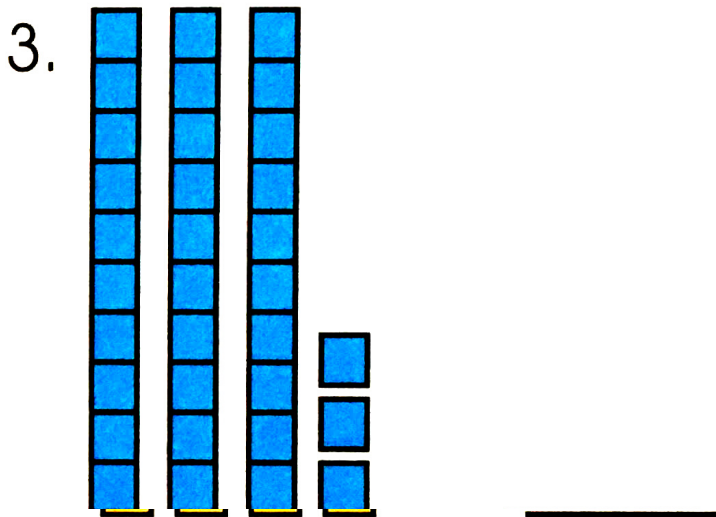
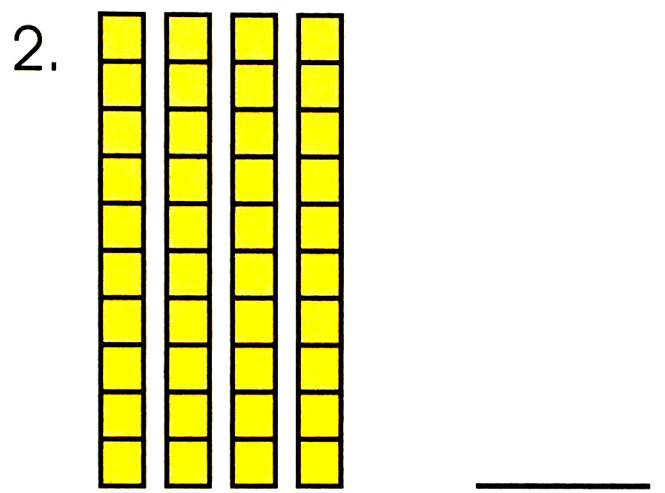
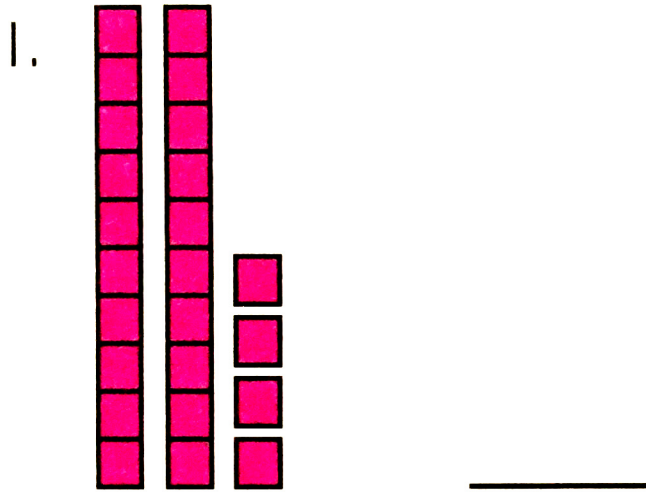
**58** comes **after 57**.



Write the number that comes **after**.

- |    |                                                                                     |                                                                                      |                                                                                       |
|----|-------------------------------------------------------------------------------------|--------------------------------------------------------------------------------------|---------------------------------------------------------------------------------------|
| 1. |    |    |    |
| 2. |    |    |    |
| 3. |  |  |  |
| 4. |  |  |  |
| 5. |  |  |  |
| 6. |  |  |  |

# Count the tens and ones. Write each number.



$1 + 9 =$

$2 + 4 =$

$6 + 2 =$

$6 + 3 =$

$3 + 4 =$

$4 + 1 =$

$2 + 7 =$

$7 + 3 =$

$5 + 3 =$

$5 + 2 =$

$4 + 6 =$

$8 + 1 =$

$8 + 0 =$

$4 + 5 =$

$1 + 1 =$

$3 + 2 =$