

THE
CHILDREN'S
HOUSE

OF




MONTESSORI
INC.

1979


AT-HOME WORKBOOK

SECOND YEAR STUDENTS

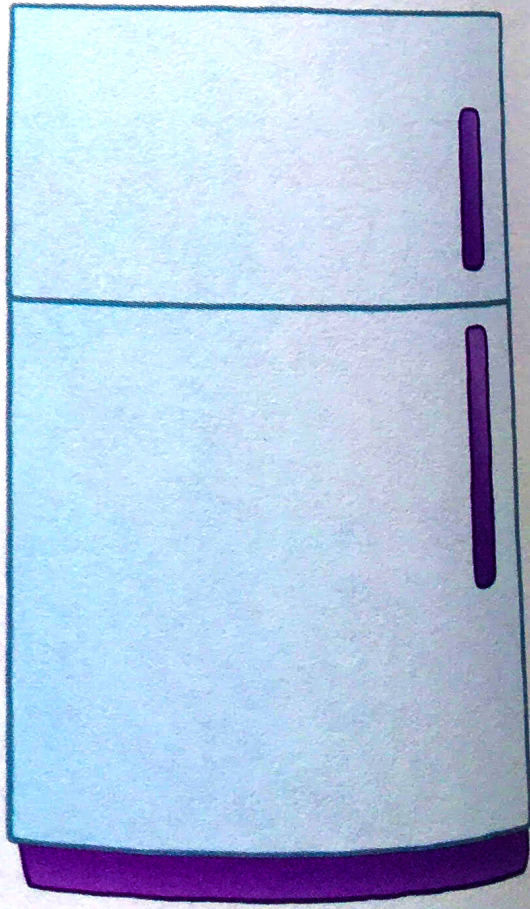

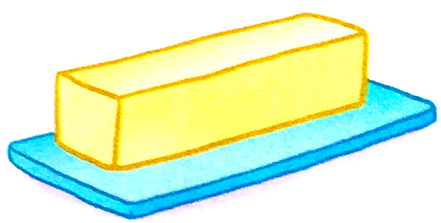


VOLUME 2 • SPRING 2020




LANGUAGE ARTS



Draw a line to where each thing belongs.



How would you feel?




HAPPY




SAD

Circle the face that shows how you would feel.




 Trace the word and  color the pictures.


green green




turtle



tree



frog



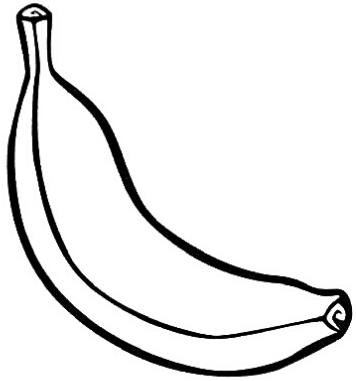
peas




leaf

 Trace the word and  color the pictures.


yellow yellow




banana




sun



chick



duckling




star


✓ Trace the letters and  color the pictures.

T T


t t



tiger



turtle



taco

n

h s


t



___ ose



___ lipper



___ apkin




___ ine



___ atch



___ ape




___ est




___ ut

n

h s
t




___ kunk



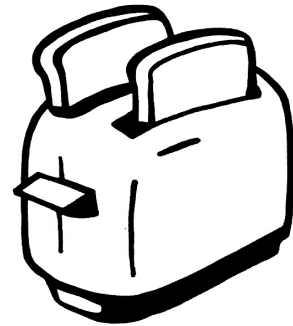
___ ail




___ urse



___ et




___ oast



___ ole




___ ote



___ ap

t

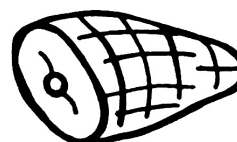

h s



10

___urtle



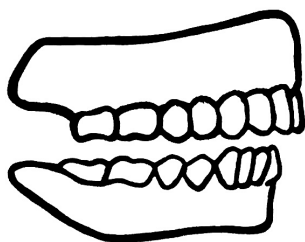
___en



___air

___op

___am




___eeth

___ent

___ock

t


h s




___eacher




___nail



___ie



___ub




___orse




___ailor



___icket



___une



MATHEMATICS











$$1 + 2 = 3$$


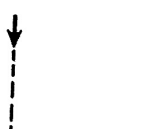

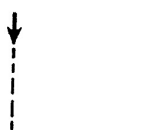
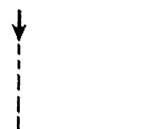
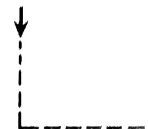

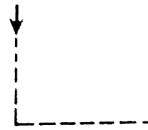
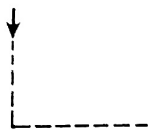
I SPY: BUGS



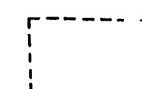


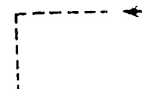







I SPY: BUGS

Write down the number of each item that you found.

_____	Ant	
_____	Bee	
_____	Butterfly	
_____	Caterpillar	
_____	Dragonfly	
_____	Fly	
_____	Grasshopper	
_____	Ladybug	
_____	Spider	
_____	Worm	





5

5	6	7	8	9
5	6	7	8	9

$1 + 9 =$

$2 + 4 =$

$6 + 2 =$

$6 + 3 =$

$3 + 4 =$

$4 + 1 =$

$2 + 7 =$

$7 + 3 =$

$5 + 3 =$

$5 + 2 =$

$4 + 6 =$

$8 + 1 =$


$8 + 0 =$

$4 + 5 =$

$1 + 1 =$

$3 + 2 =$

ADDITION FACTS 7 & 8



$$\underline{5} + \underline{2} = \underline{7}$$

Write addition number sentences about the pictures.

1. _____ + _____ = _____

2. _____ + _____ = _____

3. _____ + _____ = _____

4. _____ + _____ = _____


5. _____ + _____ = _____

6. _____ + _____ = _____

7. _____ + _____ = _____

ADDITION FACTS 1-6

The answer to an addition problem is called the **sum**.
You can write an **addition number sentence** like this: $2 + 3 = 5$.




Write addition number sentences about the pictures.

1.



2.



3.



4.




5.



6.




7.





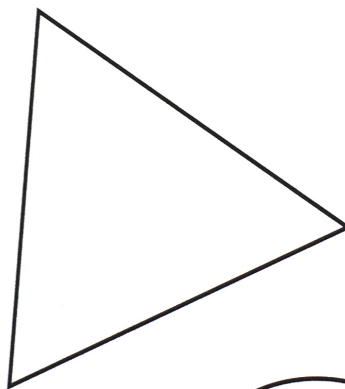



Adding (Sums to 6)


This is a circle. 




Color two circles **blue**.



This is a square.



Color two squares **red**.



TRY IT!

Play a rhyming game. Open a magazine or a book with pictures. Point to a picture and say its name. Then say as many rhyming words as you can, even if they are nonsense words. For example, if you see a tree, you could say **bee, key, and gee!**

